

"Be Aware. Be Prepared."

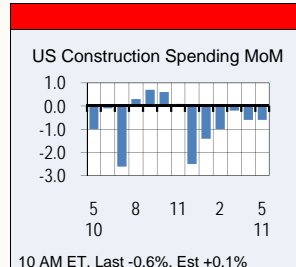
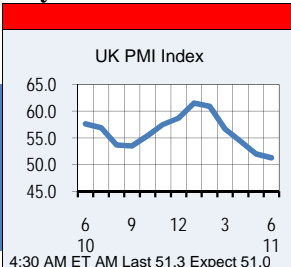
Key Economic Data Releases

Currency Pairs

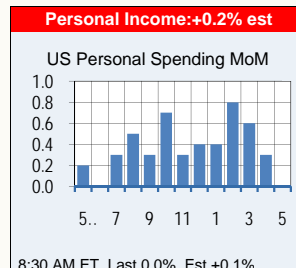
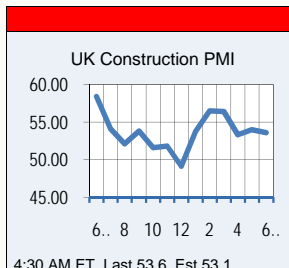
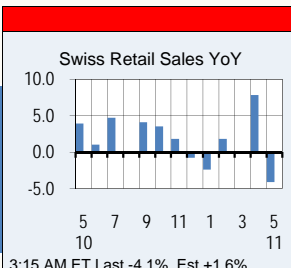
CCY	Close	Chg (pips)	Day High	Day Low
EURUSD	1.4392	-6	1.4394	1.4346
GBPUSD	1.6469	47	1.6476	1.6389
USDJPY	77.86	110	78.03	77.14
USDCHF	0.7934	77	0.7953	0.7905
USDCAD	0.9515	-40	0.9558	0.9507
AUDUSD	1.1051	56	1.1058	1.0992
NZDUSD	0.8837	44	0.8843	0.8786
GBPJPY	128.23	219	128.53	126.55
EURJPY	112.05	154	112.25	110.72
AUDJPY	86.05	164	86.18	84.90
CADJPY	81.83	150	81.98	80.47
EURGBP	0.8739	-27	0.8763	0.8733
GBPCHF	1.3067	162	1.3093	1.2902
EURCHF	1.1417	106	1.1437	1.1359
AUDNZD	1.2505	0	1.2530	1.2484

* rates are indicative

MONDAY



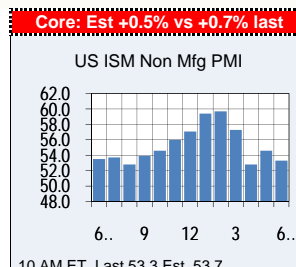
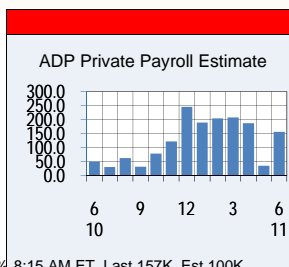
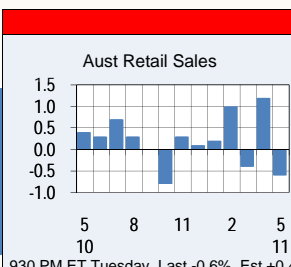
TUESDAY



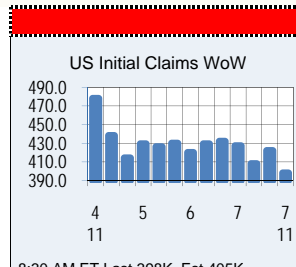
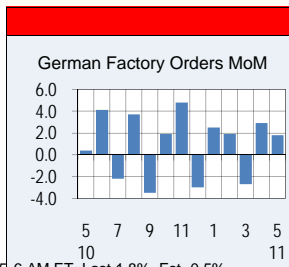
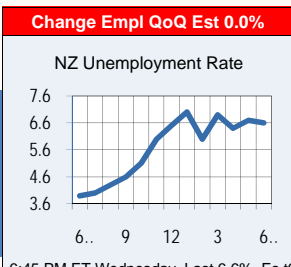
Market Data

Instrmnt	Last	Wk Chg	Day High	Day Low
US 2Yr	0.3829	-6.037%	0.3868	0.3612
US 5Yr	1.4009	-8.120%	1.4204	1.3766
US 30Yr	4.1371	-4.221%	4.1451	4.1309
DJIA	12,143.24	-4.242%	12,243.07	12,083.45
NASDAQ	2,756.38	-3.584%	2,780.58	2,724.99
UK FTSE	5,815.19	-2.019%	5,873.21	5,772.43
Germ Dax	7,158.77	-2.288%	7,190.91	7,063.82
Jp Nikkei	9,994.37	-0.554%	10,016.77	9,906.17
Hang Seng	22,440.25	-0.020%	22,623.01	22,323.16
CRB	342.08	-1.681%	343.11	341.05
Crude Oil Fut	97.13	-2.087%	97.23	96.18
Gold FUT	1,614.40	0.000%	1,622.50	1,608.20
Copper FUT	450.20	2.167%	454.00	448.50
Silver FUT	39.52	-2.084%	39.83	39.30

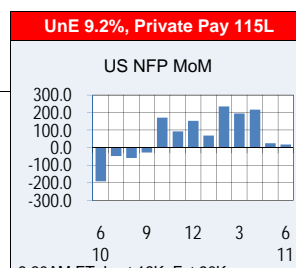
WEDNESDAY



THURSDAY



FRIDAY



Key Events on Tap

Monday: 6:45 PM ET NZD Labor Cost Index Est +0.5% vs 0.4% last; Australia, Building Approvals MoM Est 3.2% vs -7.9% last

Tuesday: 12:30 AM ET, RBA Rate Announcement, No Change Expected; US Car Sales; 9:30 PM ET, 11.9 million vs 11.5 million last; Australia Trade Balance 2200M vs 2333 M last

Wednesday, 4:30 AM ET UK Service PMI Index, Est 53.3 vs 53.9 last

Thursday, 7:00 BOE MPC Rate Statement, No Change expected. No Change in Asset Purchase Facility at 200 B, 7:45 AM ET, ECB Interest Rate statement, No Change Expected; 8:30 AM ET, ECB Press Conference Jean Claude Trichet

Friday, 3:15 AM ET Swiss CPI -0.6% vs -0.2% MoM, +0.7% vs +0.6% YoY; 10 AM Ivey PMI 63.2 est vs 68.2 last

All news, opinions, research, data, or other information contained within this presentation are provided as general market commentary and do not constitute investment advice. FXDD expressly disclaims any liability for any lost principal or profits without limitation which may arise directly or indirectly from the use of or reliance on such information.

ADVISORY WARNING: FXDD provides sources of economic and market information during this broadcast as an educational service to its clients and prospects. The opinions or recommendations expressed during the broadcast are not intended as investment advice and are based on data reasonably believed to be accurate at the time of publication. Clients and prospects are advised to carefully consider the opinions and analysis offered in the context of your individual analysis and decision making. None of the statements of opinions or recommendations are to be considered as constituting a track record. Past performance is no guarantee of futures results and FXDD specifically advises clients and prospects to carefully review all claims and representations made during the broadcast in light of your particular analysis, trading style and objectives. All news, opinions, research, data, or other information contained within this website is provided as general market commentary and does not constitute investment or trading advice. FXDD expressly disclaims any liability for any lost principal or profits without limitation which may arise directly or indirectly from the use of or reliance on such information. As with all such advisory services, past results